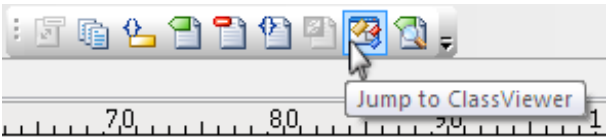


ClassViewer

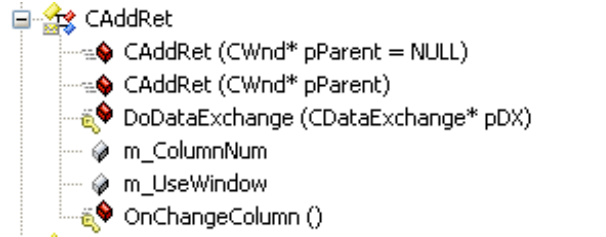
The ClassViewer in UESTudio may be invoked by clicking on the Jump to ClassViewer button in the Intellitip toolbar



or by clicking on the Tags tab of the Workspace Manager















This will cause a parsed representation of the active project to be shown.



The items shown in the Workspace Manager under the Tags pane replace Ctags in UESTudio. Double-clicking on one of these items will open the associated project document.

Symbol	Meaning
	Struct
	Class
	Globals Folder
	Global Miscellaneous Folder
Functions	Global Functions Folder
Labels	Global Labels Folder
Macros	Global Macros Folder
Variables	Global Variables Folder

	Enum
	Namespace
	Enum Value
	Variable
	Protected Variable
	Private Variable
	Global Variable
	Function
	Protected Function
	Private Function
	Typedef
	Macro

Posted - Thu, Oct 13, 2011 6:11 PM. This article has been viewed 1077 times.

Online URL: <http://www.ultraedit.com/help/article/classviewer-1226.html>