






















## Toolbar commands

Article Number: 5317 | Last Updated: Fri, Nov 9, 2012 3:38 PM

The toolbar includes the following commands:

	<b>Find files</b>	switches the active search mode to <b>Find files</b> mode
	<b>Find duplicates</b>	switches the active search mode to <b>Find duplicates</b> mode
	<b>Save result</b>	presents <b>Save As</b> dialog where user can specify the file to which the contents of the active output window may be saved
	<b>Print</b>	prints the content of the active output window
	<b>Print preview</b>	displays content of active output window in print preview dialog
	<b>Remote file account manager</b>	displays <b>Account Manager</b> for remote files
	<b>Remote file browser</b>	displays <b>Browser</b> for remote files
	<b>File tree view</b>	toggles visibility of <b>File View</b>
	<b>Output window</b>	toggles visibility of output window
	<b>Maximize output window</b>	toggles size of output window between maximized and normalized
	<b>Expand all parents</b>	expands listing of matched files in output window to include matched lines (only applies to <b>Find files</b> search)
	<b>Collapse all parents</b>	collapses listing of matched files in output window so that only matched files and relevant metrics are displayed (only applies to <b>Find files</b> search)
	<b>Clear results tab</b>	clears the contents of the active output window
	<b>Activate message tab</b>	switches output window focus to <b>Messages</b> tab where error/information messages are displayed
	<b>Move down parent</b>	moves focus to next parent in output window (only applies to <b>Find files</b> search)
	<b>Move up parent</b>	moves focus to previous parent in output window (only applies to <b>Find files</b> search)
	<b>Open in UltraEdit</b>	opens file(s) selected in output window in UltraEdit
	<b>Open in UltraCompare</b>	opens file(s) selected in output window in UltraCompare
	<b>Send to UltraSentry Shredder queue</b>	sends file(s) selected in output window to UltraSentry shredder queue for secure deletion
	<b>Online help</b>	displays online help files
	<b>About</b>	displays About dialog

Posted - Fri, Nov 9, 2012 3:32 PM. This article has been viewed 397 times.

Online URL: <http://www.ultraedit.com/help/article/toolbar-commands-5317.html>

